

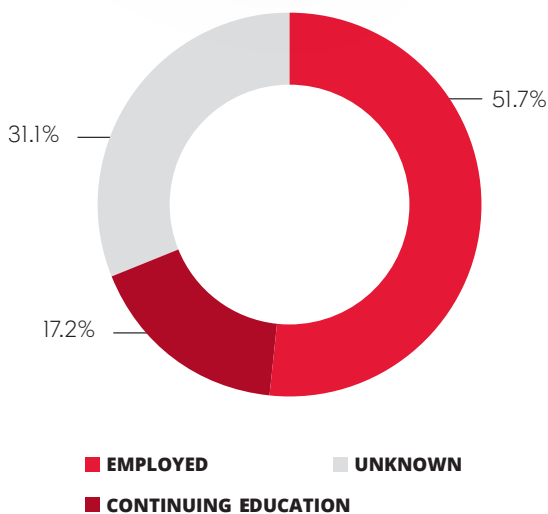
Post-Graduation Outcomes for the Class of 2017–2018

All Colleges Combined

The Division of Experience-Based Learning, in collaboration with Institutional Research, present the following data on undergraduate alumni using standards set by the National Association of Colleges and Employers (NACE).

Data covers individuals who completed a baccalaureate degree in the 2017-2018 academic year (Summer 2017, Fall 2017 or Spring 2018). Data was collected from six months to one year after graduation.

Status



Top Employers

1. Cincinnati Children's Hospital Medical Center
2. University of Cincinnati Medical Center
3. University of Cincinnati
4. Kroger
5. Christ Hospital

Top Continuing Education Institutions

1. University of Cincinnati
2. The Ohio State University
3. Cincinnati State Technical and Community College
4. Xavier University
5. Northern Kentucky University

Average Salary

- **\$44,837**
- 2,445 (or 82.9% of employed graduates) reporting

Regarding salary data:

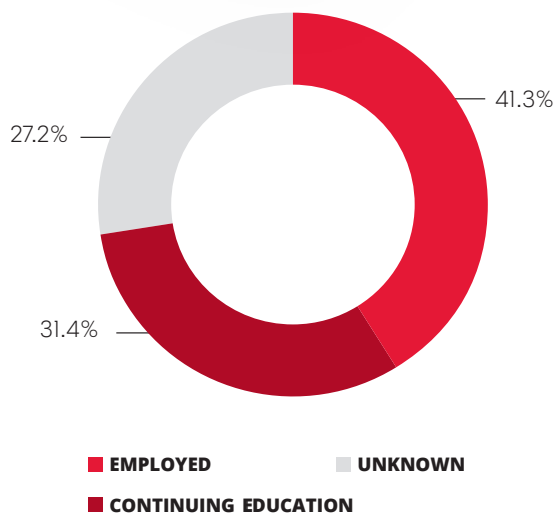
- We do not determine whether a graduate's reported job title is related to his or her academic degree. To remove bias, and in accordance with NACE guidelines, if a graduate reports he or she is working full-time, their salary is included.
- That said, in accordance with NACE guidelines, salaries below the federal poverty level are excluded under the assumption that such salaries are for jobs that are not related to a baccalaureate degree.
- Figures reflect base salary and do not include bonuses, commissions, fringe benefits or overtime pay.

College of Allied Health Sciences

The Division of Experience-Based Learning, in collaboration with Institutional Research, present the following data on undergraduate alumni using standards set by the National Association of Colleges and Employers (NACE).

Data covers individuals who completed a baccalaureate degree in the 2017-2018 academic year (Summer 2017, Fall 2017 or Spring 2018). Data was collected from six months to one year after graduation.

Status



Top Employers

1. Cincinnati Children's Hospital Medical Center
2. Mercy Health
3. Christ Hospital
4. United States Air Force
5. Miami Valley Hospital

Top Continuing Education Institutions

1. University of Cincinnati
2. The Ohio State University
3. Miami University
4. Mount St. Joseph University
5. University of Dayton

Average Salary

- **\$46,257**
- 201 (or 71.3% of employed graduates) reporting

Regarding salary data:

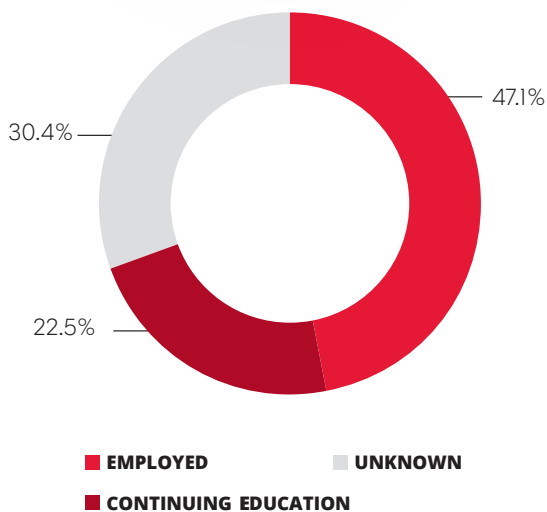
- We do not determine whether a graduate's reported job title is related to his or her academic degree. To remove bias, and in accordance with NACE guidelines, if a graduate reports he or she is working full-time, their salary is included.
- That said, in accordance with NACE guidelines, salaries below the federal poverty level are excluded under the assumption that such salaries are for jobs that are not related to a baccalaureate degree.
- Figures reflect base salary and do not include bonuses, commissions, fringe benefits or overtime pay.

College of Arts and Sciences

The Division of Experience-Based Learning, in collaboration with Institutional Research, present the following data on undergraduate alumni using standards set by the National Association of Colleges and Employers (NACE).

Data covers individuals who completed a baccalaureate degree in the 2017-2018 academic year (Summer 2017, Fall 2017 or Spring 2018). Data was collected from six months to one year after graduation.

Status



Top Employers

1. Cincinnati Children's Hospital Medical Center
2. Kroger
3. University of Cincinnati
4. ScribeAmerica LLC
5. Magnum Management Corporation

Top Continuing Education Institutions

1. University of Cincinnati
2. The Ohio State University
3. Cincinnati State Technical and Community College
4. Kent State University
5. Xavier University

Average Salary

- **\$31,160**
- 556 (or 90.1% of employed graduates) reporting

Regarding salary data:

- We do not determine whether a graduate's reported job title is related to his or her academic degree. To remove bias, and in accordance with NACE guidelines, if a graduate reports he or she is working full-time, their salary is included.
- That said, in accordance with NACE guidelines, salaries below the federal poverty level are excluded under the assumption that such salaries are for jobs that are not related to a baccalaureate degree.
- Figures reflect base salary and do not include bonuses, commissions, fringe benefits or overtime pay.

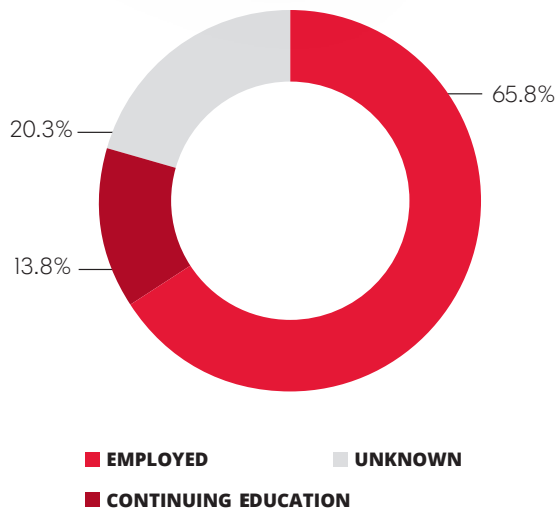
Post-Graduation Outcomes for the Class of 2017–2018

Lindner College of Business

The Division of Experience-Based Learning, in collaboration with Institutional Research, present the following data on undergraduate alumni using standards set by the National Association of Colleges and Employers (NACE).

Data covers individuals who completed a baccalaureate degree in the 2017-2018 academic year (Summer 2017, Fall 2017 or Spring 2018). Data was collected from six months to one year after graduation.

Status



Top Employers

1. Fifth Third Bank
2. Kroger
3. Greater American Insurance Company
4. Cincinnati Insurance Companies
5. Paycor

Top Continuing Education Institutions

1. University of Cincinnati
2. Xavier University
3. Cincinnati State Technical and Community College
4. Northern Kentucky University
5. The Ohio State University

Average Salary

- **\$47,981**
- 574 (or 77.8% of employed graduates) reporting

Regarding salary data:

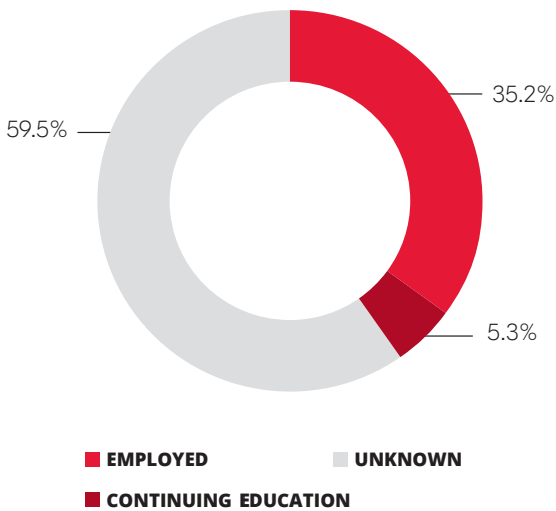
- We do not determine whether a graduate's reported job title is related to his or her academic degree. To remove bias, and in accordance with NACE guidelines, if a graduate reports he or she is working full-time, their salary is included.
- That said, in accordance with NACE guidelines, salaries below the federal poverty level are excluded under the assumption that such salaries are for jobs that are not related to a baccalaureate degree.
- Figures reflect base salary and do not include bonuses, commissions, fringe benefits or overtime pay.

College of Design, Architecture, Art and Planning (DAAP)

The Division of Experience-Based Learning, in collaboration with Institutional Research, present the following data on undergraduate alumni using standards set by the National Association of Colleges and Employers (NACE).

Data covers individuals who completed a baccalaureate degree in the 2017-2018 academic year (Summer 2017, Fall 2017 or Spring 2018). Data was collected from six months to one year after graduation.

Status



Top Employers

1. FRCH Design Worldwide
2. Abercrombie & Fitch
3. Self-Employed
4. Gensler
5. Trinity Health

Top Continuing Education Institutions

1. University of Cincinnati
2. Ball State University
3. Columbia University
4. Rhode Island School of Design
5. School of Visual Arts

Average Salary

- **\$41,278**
- 103 (or 78% of employed graduates) reporting

Regarding salary data:

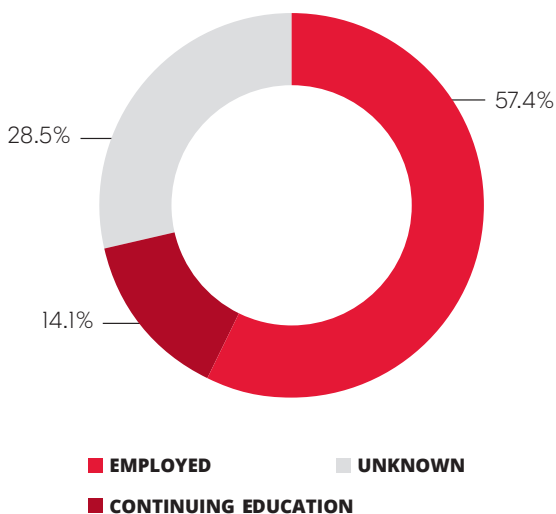
- We do not determine whether a graduate's reported job title is related to his or her academic degree. To remove bias, and in accordance with NACE guidelines, if a graduate reports he or she is working full-time, their salary is included.
- That said, in accordance with NACE guidelines, salaries below the federal poverty level are excluded under the assumption that such salaries are for jobs that are not related to a baccalaureate degree.
- Figures reflect base salary and do not include bonuses, commissions, fringe benefits or overtime pay.

College of Education, Criminal Justice and Human Services

The Division of Experience-Based Learning, in collaboration with Institutional Research, present the following data on undergraduate alumni using standards set by the National Association of Colleges and Employers (NACE).

Data covers individuals who completed a baccalaureate degree in the 2017-2018 academic year (Summer 2017, Fall 2017 or Spring 2018). Data was collected from six months to one year after graduation.

Status



Top Employers

1. Cincinnati City Board of Education
2. University of Cincinnati
3. Cincinnati Catholic Religious
4. Kroger
5. The Center for Collaborative Services

Top Continuing Education Institutions

1. University of Cincinnati
2. Kent State University
3. Northern Kentucky University
4. University of Dayton
5. University of the Cumberlands

Average Salary

- **\$39,303**
- 385 (or 88.9% of employed graduates) reporting

Regarding salary data:

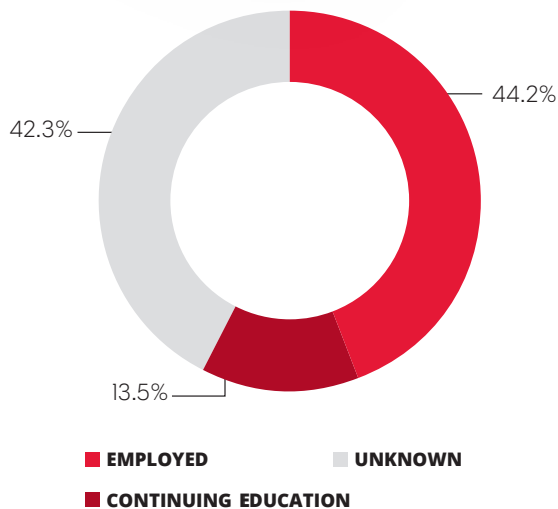
- We do not determine whether a graduate's reported job title is related to his or her academic degree. To remove bias, and in accordance with NACE guidelines, if a graduate reports he or she is working full-time, their salary is included.
- That said, in accordance with NACE guidelines, salaries below the federal poverty level are excluded under the assumption that such salaries are for jobs that are not related to a baccalaureate degree.
- Figures reflect base salary and do not include bonuses, commissions, fringe benefits or overtime pay.

College of Engineering and Applied Science

The Division of Experience-Based Learning, in collaboration with Institutional Research, present the following data on undergraduate alumni using standards set by the National Association of Colleges and Employers (NACE).

Data covers individuals who completed a baccalaureate degree in the 2017-2018 academic year (Summer 2017, Fall 2017 or Spring 2018). Data was collected from six months to one year after graduation.

Status



Top Employers

1. GE Aviation
2. Messer Construction
3. Northrop Grumman Systems Corporation
4. Siemens Product Lifecycle Management
5. United States Air Force

Top Continuing Education Institutions

1. University of Cincinnati
2. Cincinnati State Technical and Community College
3. The Ohio State University
4. Case Western Reserve University
5. Johns Hopkins University

Average Salary

- **\$63,178**
- 281 (or 80.5% of employed graduates) reporting

Regarding salary data:

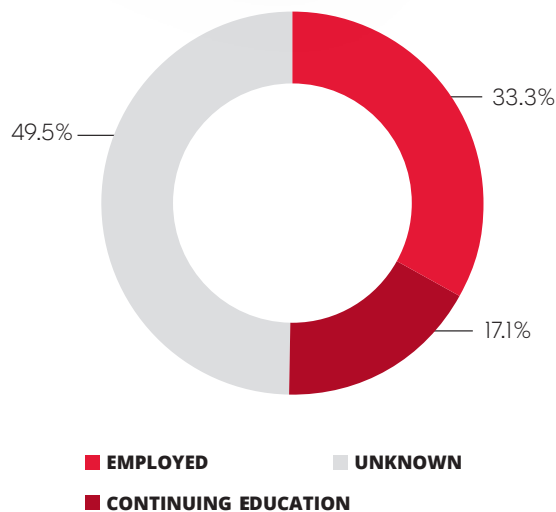
- We do not determine whether a graduate's reported job title is related to his or her academic degree. To remove bias, and in accordance with NACE guidelines, if a graduate reports he or she is working full-time, their salary is included.
- That said, in accordance with NACE guidelines, salaries below the federal poverty level are excluded under the assumption that such salaries are for jobs that are not related to a baccalaureate degree.
- Figures reflect base salary and do not include bonuses, commissions, fringe benefits or overtime pay.

College-Conservatory of Music

The Division of Experience-Based Learning, in collaboration with Institutional Research, present the following data on undergraduate alumni using standards set by the National Association of Colleges and Employers (NACE).

Data covers individuals who completed a baccalaureate degree in the 2017-2018 academic year (Summer 2017, Fall 2017 or Spring 2018). Data was collected from six months to one year after graduation.

Status



Top Employers

1. Magnum Management Corporation
2. Self-Employed
3. The Center for Collaborative Services
4. Cincinnati Catholic Religious
5. Nada Group

Top Continuing Education Institutions

1. University of Cincinnati
2. DePaul University
3. Indiana University Bloomington
4. University of Michigan
5. University of Minnesota-Twin Cities

Average Salary

- **\$26,321**
- 56 (or 84.8% of employed graduates) reporting

Regarding salary data:

- We do not determine whether a graduate's reported job title is related to his or her academic degree. To remove bias, and in accordance with NACE guidelines, if a graduate reports he or she is working full-time, their salary is included.
- That said, in accordance with NACE guidelines, salaries below the federal poverty level are excluded under the assumption that such salaries are for jobs that are not related to a baccalaureate degree.
- Figures reflect base salary and do not include bonuses, commissions, fringe benefits or overtime pay.

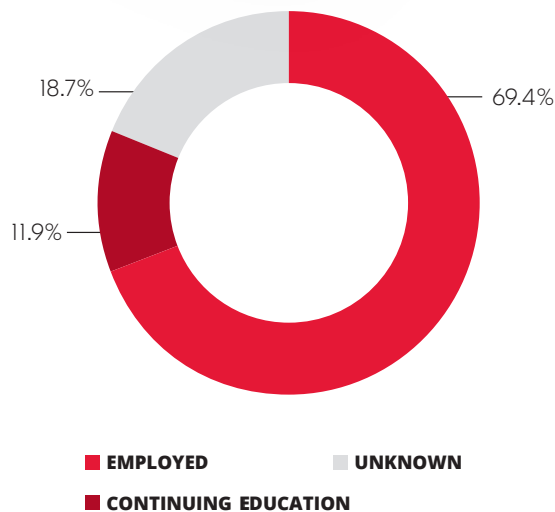
Post-Graduation Outcomes for the Class of 2017–2018

College of Nursing

The Division of Experience-Based Learning, in collaboration with Institutional Research, present the following data on undergraduate alumni using standards set by the National Association of Colleges and Employers (NACE).

Data covers individuals who completed a baccalaureate degree in the 2017-2018 academic year (Summer 2017, Fall 2017 or Spring 2018). Data was collected from six months to one year after graduation.

Status



Top Employers

1. Cincinnati Children's Hospital Medical Center
2. University of Cincinnati Medical Center
3. Christ Hospital
4. Mercy Health
5. The Ohio State University

Top Continuing Education Institutions

1. University of Cincinnati
2. Chamberlain University
3. Walden University
4. Northern Kentucky University
5. University of Alabama Birmingham

Average Salary

- **\$62,681**
- 254 (or 86.7% of employed graduates) reporting

Regarding salary data:

- We do not determine whether a graduate's reported job title is related to his or her academic degree. To remove bias, and in accordance with NACE guidelines, if a graduate reports he or she is working full-time, their salary is included.
- That said, in accordance with NACE guidelines, salaries below the federal poverty level are excluded under the assumption that such salaries are for jobs that are not related to a baccalaureate degree.
- Figures reflect base salary and do not include bonuses, commissions, fringe benefits or overtime pay.

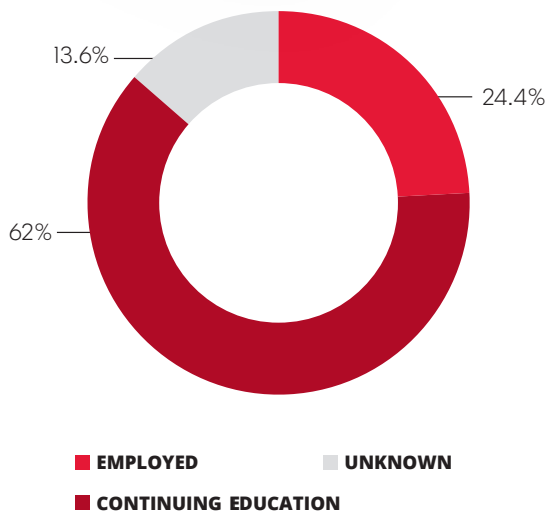
Post-Graduation Outcomes for the Class of 2017–2018

UC Blue Ash

The Division of Experience-Based Learning, in collaboration with Institutional Research, present the following data on undergraduate alumni using standards set by the National Association of Colleges and Employers (NACE).

Data covers individuals who completed a baccalaureate or associate degree in the 2017-2018 academic year (Summer 2017, Fall 2017 or Spring 2018). Data was collected from six months to one year after graduation.

Status



Top Employers

1. University of Cincinnati Medical Center
2. Cincinnati Children's Hospital Medical Center
3. Kroger
4. University of Cincinnati
5. Christ Hospital

Top Continuing Education Institutions

1. University of Cincinnati
2. Northern Kentucky University
3. Miami University
4. The Ohio State University
5. Xavier University

Average Salary

- **\$36,715**
- 162 (or 87.6% of employed graduates) reporting

Regarding salary data:

- We do not determine whether a graduate's reported job title is related to his or her academic degree. To remove bias, and in accordance with NACE guidelines, if a graduate reports he or she is working full-time, their salary is included.
- That said, in accordance with NACE guidelines, salaries below the federal poverty level are excluded under the assumption that such salaries are for jobs that are not related to a baccalaureate degree.
- Figures reflect base salary and do not include bonuses, commissions, fringe benefits or overtime pay.

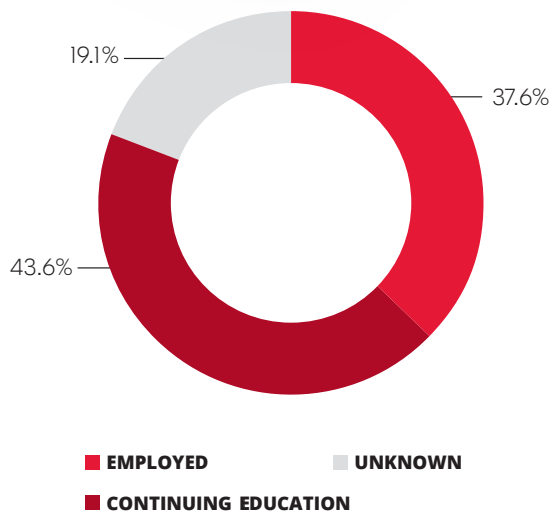
Post-Graduation Outcomes for the Class of 2017–2018

UC Clermont

The Division of Experience-Based Learning, in collaboration with Institutional Research, present the following data on undergraduate alumni using standards set by the National Association of Colleges and Employers (NACE).

Data covers individuals who completed a baccalaureate or associate degree in the 2017-2018 academic year (Summer 2017, Fall 2017 or Spring 2018). Data was collected from six months to one year after graduation.

Status



Top Employers

1. Cincinnati Children's Hospital Medical Center
2. Clermont County Auditor
3. General Electric
4. Kroger
5. Christ Hospital

Top Continuing Education Institutions

1. University of Cincinnati
2. Northern Kentucky University
3. Cincinnati State Technical and Community College
4. Wright State University
5. Southern New Hampshire University

Average Salary

- **\$48,245**
- 143 (or 87.7% of employed graduates) reporting

Regarding salary data:

- We do not determine whether a graduate's reported job title is related to his or her academic degree. To remove bias, and in accordance with NACE guidelines, if a graduate reports he or she is working full-time, their salary is included.
- That said, in accordance with NACE guidelines, salaries below the federal poverty level are excluded under the assumption that such salaries are for jobs that are not related to a baccalaureate degree.
- Figures reflect base salary and do not include bonuses, commissions, fringe benefits or overtime pay.